



TECHNICAL DATA SHEET

2K BUMPER BAR PAINT

PRODUCT DESCRIPTION

This is a flexible factory pack 2K Bumper Paint, which has been designed specifically for use on bumper bars.

PRODUCT AND ADDITIVES

- Concept 2K Bumper Paint
- Concept Uni-Hardener (MS) Fast
- Concept 2K Thinner Fast



SUITABLE SUBSTRATES

- Sound existing finishes.
- New bumper bars primed with Concept Plastic Primer.
- Concept HS Bar 2K Primer Grey

MIXING RATIO




- 2 Parts Concept 2K Bumper Colour by volume.
- 1 Part Concept Uni-Hardener (MS) Fast by volume.
- Up to 10% reduction may be required with Concept 2K Thinner Fast
- If needed add 5% Concept 2K Accelerator.

SPRAY GUN AND PRESSURE

SPRAY GUN & PRESSURE:	<ul style="list-style-type: none">• 2.0mm tip with a suction feed gun• Pressure is 350 – 400 kPa. (The same condition applies for gravity feed)	
-----------------------	--	--

APPLICATION

- Except for surfaces primed with Concept Plastic Primer, all other surfaces must be thoroughly sanded and cleaned with Concept Wax & Grease Remover prior to application.
- Apply two to three even coats.

SPRAYING VISCOSITY:	<ul style="list-style-type: none"> • 18 – 20 seconds B4 cup at 25°C. 	
FLASH-OFF TIME:	<ul style="list-style-type: none"> • 5 minutes between coats at 25°C. 	
DRYING:	<ul style="list-style-type: none"> • To Handle: 2 – 3 hours • Full Cure: 16 – 24 hours at 25°C for a Dry Film Thickness of 50 – 60 Microns. 	

TECHNICAL INFORMATION

COLOUR:	Black or Grey
COVERAGE:	3 m ² /L @ 50 Micron Dry Film Thickness.
GLOSS:	Matt
POT LIFE:	2 – 3 Hours @ 25°C
PACKAGING:	4LT
ITEM CODE:	A03D/2KB
SHELF LIFE:	12 Months

The above information is reliable and accurate to the best of our knowledge at the time of preparation. Any recommendations or suggestions made are without warranty or guarantee. Users assume all responsibility since the conditions of use are beyond our control.

REVISED: 5 October 2005

REPLACES ISSUE: