



TECHNICAL DATA SHEET

C.A.P. CONCEPT ADHESION PROMOTER

PRODUCT DESCRIPTION

This product has been designed to adhere to a wide variety of substrates, including original OEM surfaces. It is ready for use, has good flow properties and can be recoated with the entire range of Concept's products.

PRODUCT AND ADDITIVES

- C.A.P Concept Adhesion Promoter




SUITABLE SUBSTRATES

- Original OEM surfaces.
- OEM electrostatic primers.
- Sound existing surfaces, except for weak surfaces such as nitrocellulose or enamels.

MIXING RATIO





- Ready For Use.

SPRAY GUN AND PRESSURE

SPRAY GUN & PRESSURE:	<ul style="list-style-type: none">• Use 1.2 – 1.4mm through a suction feed gun.• Pressure at 350 – 450 kPa (Gravity feed is slightly higher pressure).	
----------------------------------	---	---

APPLICATION

- All surfaces must be thoroughly sanded and cleaned with Concept Wax & Grease Remover prior to application.
- Apply one to two even coats.

SPRAYING VISCOSITY:	<ul style="list-style-type: none"> • 12 – 13 seconds B4 cup at 25°C. 	 12-13 SECONDS
FLASH-OFF TIME:	<ul style="list-style-type: none"> • If required, 5 minutes between coats at 25°C. 	
DRYING:	<ul style="list-style-type: none"> • 10 – 15 minutes at 25°C for a Dry Film Thickness of 7 – 10 Micron. 	
RECOATING:	<ul style="list-style-type: none"> • 5 – 10 minutes at 25°C. • But no longer than 40 minutes, or Concept Adhesion Promoter will have to be reapplied. 	

TECHNICAL INFORMATION

COLOUR:	Clear
COVERAGE:	10 m ² /L @ 10 Micron Dry Film Thickness.
PACKAGING:	1LT, 4LT
ITEM CODE:	A04C/CAP
SHELF LIFE:	12 Months

The above information is reliable and accurate to the best of our knowledge at the time of preparation. Any recommendations or suggestions made are without warranty or guarantee. Users assume all responsibility since the conditions of use are beyond our control.

REVISED: 09 November 2005

REPLACES ISSUE: 17 June 2005