



# TECHNICAL DATA SHEET

## QD ENAMEL

### PRODUCT DESCRIPTION

This is a fast drying equipment enamel with good gloss for quick and easy low build protection and beautification of primed steel.

### PRODUCT AND ADDITIVES

- Concept QD Enamel
- Concept Enamel Thinner




### SUITABLE SUBSTRATES

- Concept Enamel Primer
- Concept Zinc Phosphate Primer
- Concept 1K Etch Primer
- Concept Universal 4000 Primer
- Sound Enamel surfaces.

### MIXING RATIO




- Up to 20% reduction with Concept Enamel Thinner may be required.

### SPRAY GUN AND PRESSURE

SPRAY GUN & PRESSURE:	<ul style="list-style-type: none"><li>• 1.3 - 1.5 mm gravity or suction feed gun.</li><li>• Pressure at 340 – 360 kPa</li></ul>	
-----------------------	---	---

### APPLICATION

- All surfaces must be thoroughly sanded and cleaned with Concept Wax & Grease Remover prior to application.
- Apply one light coat and one even full coat. Avoid heavy wet coats.

<b>SPRAYING VISCOSITY:</b>	<ul style="list-style-type: none"> <li>• 18 – 19 seconds B4 cup at 25°C.</li> </ul>	
<b>FLASH-OFF TIME:</b>	<ul style="list-style-type: none"> <li>• 5 minutes between coats at 25°C.</li> </ul>	
<b>DRYING:</b>	<ul style="list-style-type: none"> <li>• 4 – 5 hours at 25°C for a Dry Film Thickness of 40 – 50 Micron.</li> </ul>	

## TECHNICAL INFORMATION

<b>COLOUR:</b>	Clear, White, Black and Mixed Colours
<b>COVERAGE:</b>	6 m <sup>2</sup> /L @ 50 Micron Dry Film Thickness.
<b>PACKAGING:</b>	1LT, 4LT, 20LT (Mixed Colours >100LT)
<b>ITEM CODE:</b>	A06C/QD
<b>SHELF LIFE:</b>	12 Months

The above information is reliable and accurate to the best of our knowledge at the time of preparation. Any recommendations or suggestions made are without warranty or guarantee. Users assume all responsibility since the conditions of use are beyond our control.

**REVISED: 1 December 2004**

**REPLACES ISSUE: 1 July 2003**