



TECHNICAL DATA SHEET

RADIATOR BLACK

PRODUCT DESCRIPTION

This is a fast drying enamel with excellent adhesion and flow properties. It has been specifically designed for use on radiators.

PRODUCT AND ADDITIVES

- Concept Radiator Black
- Concept Enamel Thinner


SUITABLE SUBSTRATES

- Mild Steel
- Previously painted radiators in sound condition.

MIXING RATIO




- A 20% reduction may be needed with Concept Enamel Thinner.

SPRAY GUN AND PRESSURE

SPRAY GUN & PRESSURE:	<ul style="list-style-type: none">• Use 1.3 - 1.5 mm gravity feed or suction feed gun.• Pressure at 340 – 360 kPa.	
-----------------------	---	---

APPLICATION

- All surfaces must be thoroughly sanded and cleaned with Concept Wax & Grease Remover prior to application. Lightly rusted surfaces must be treated with Concept Light Rust & Metal Conditioner.
- Apply one light coat and one even full coat. Avoid heavy wet coats.

SPRAYING VISCOSITY:	<ul style="list-style-type: none"> • 18 – 19 seconds B4 cup at 25°C. 	 18-19 Seconds
FLASH-OFF TIME:	<ul style="list-style-type: none"> • 5 minutes between coats at 25°C. 	
DRYING:	<ul style="list-style-type: none"> • 1 – 2 hours at 25°C for a Dry Film Thickness of 30 – 40 Micron. 	

TECHNICAL INFORMATION

COLOUR:	Black
COVERAGE:	7 m ² /L @ 40 Micron Dry Film Thickness.
PACKAGING:	4LT, 20LT
ITEM CODE:	A06C/RADB
SHELF LIFE:	12 Months

The above information is reliable and accurate to the best of our knowledge at the time of preparation. Any recommendations or suggestions made are without warranty or guarantee. Users assume all responsibility since the conditions of use are beyond our control.

REVISED: 1 December 2004

REPLACES ISSUE: 1 July 2003