



TECHNICAL DATA SHEET

RAPID DRY ENAMEL

7

PRODUCT DESCRIPTION

This very fast drying industrial enamel is ideally suited for quick and easy low build protection and beautification of primed steel.

PRODUCT AND ADDITIVES

- Concept Rapid Dry Enamel
- Concept Enamel Thinner




SUITABLE SUBSTRATES

- Concept Enamel Primer
- Concept Zinc Phosphate Primer
- Concept 1K Etch Primer
- Concept Universal 4000 Primer
- Sound Enamel surfaces.

MIXING RATIO




- Up to 30% reduction with Concept Enamel Thinner may be required.

SPRAY GUN AND PRESSURE

SPRAY GUN & PRESSURE:	<ul style="list-style-type: none">• 1.3 – 1.5 mm gravity feed or suction feed gun• Pressure at 340 – 360 kPa.	
-----------------------	--	---

APPLICATION

- All surfaces must be thoroughly sanded and cleaned with Concept Wax & Grease Remover prior to application.
- Apply one light coat and one even full coat. Avoid heavy wet coats.

SPRAYING VISCOSITY:	<ul style="list-style-type: none"> • 18 – 19 seconds B4 cup at 25°C. 	 18-19 Seconds
FLASH-OFF TIME:	<ul style="list-style-type: none"> • 5 minutes between coats at 25°C. 	
DRYING:	<ul style="list-style-type: none"> • 40 – 60 minutes at 25°C for a Dry Film Thickness of 30 – 40 Micron. 	

TECHNICAL INFORMATION

COLOUR:	White, Black and Mixed Colours
COVERAGE:	7 m ² /L @ 40 Micron Dry Film Thickness.
PACKAGING:	1LT, 4LT, 20LT (Mixed Colours >100LT)
ITEM CODE:	A06C/RAPID
SHELF LIFE:	12 Months

The above information is reliable and accurate to the best of our knowledge at the time of preparation. Any recommendations or suggestions made are without warranty or guarantee. Users assume all responsibility since the conditions of use are beyond our control.

REVISED: 1 December 2004

REPLACES ISSUE: 1 July 2003