



TECHNICAL DATA SHEET

ZINC PHOSPHATE PRIMER

PRODUCT DESCRIPTION

This Primer is designed for industrial use only; it has excellent adhesion to mild steel and is suitable as a primer for Concept's Enamel Product range.

PRODUCT AND ADDITIVES

- Concept Zinc Phosphate Primer
- Concept Enamel Thinner




SUITABLE SUBSTRATES

- Mild steel.
- Sound Enamel and Lacquer surfaces.

MIXING RATIO





- Up to 30% reduction with Concept Enamel Thinner may be required.

SPRAY GUN AND PRESSURE

SPRAY GUN & PRESSURE:	<ul style="list-style-type: none">• Use 1.5 - 1.8 mm• Pressure is low at 200 – 400 kPa.	
-----------------------	--	---

APPLICATION

- All surfaces must be thoroughly sanded and cleaned with Concept Wax & Grease Remover prior to application. Lightly rusted surfaces must be treated with Concept Light Rust & Metal Conditioner.
- Apply two to three even coats.

SPRAYING VISCOSITY:	<ul style="list-style-type: none"> • 18 - 20 seconds B4 cup at 25°C. 	 18-20 SECONDS
FLASH-OFF TIME:	<ul style="list-style-type: none"> • 3 - 5 minutes between coats at 25°C. 	
DRYING:	<ul style="list-style-type: none"> • 3 - 4 hours at 25°C for a Dry Film Thickness of 40 – 50 Micron. 	
SANDING:	<ul style="list-style-type: none"> • Use P600 – P800. If required, sand thoroughly before applying finish coat. 	

TECHNICAL INFORMATION

COLOUR:	Grey or Red
COVERAGE:	6 m ² /L @ 50 Micron Dry Film Thickness.
PACKAGING:	1LT, 4LT, 20LT
ITEM CODE:	A03C/ZINC
SHELF LIFE:	12 Months

The above information is reliable and accurate to the best of our knowledge at the time of preparation. Any recommendations or suggestions made are without warranty or guarantee. Users assume all responsibility since the conditions of use are beyond our control.

REVISED: 1 December 2004

REPLACES ISSUE: 1 July 2003