











Product Name	
Full Product Name	Bumper Primer Aerosol
Type of Product	1K acrylic primer
Description	Concept Bumper Primer Aerosol is a 1K aerosol primer, specifically designed for use on flexible bumper bars. It is characterised by its flexibility and good adhesion to most commonly used and paintable automotive plastics. It is fast drying and easy to sand.

Properties	
<ul style="list-style-type: none">• Excellent adhesion	
<ul style="list-style-type: none">• Excellent flexibility	
<ul style="list-style-type: none">• Fast drying	
<ul style="list-style-type: none">• Easy to sand	
<ul style="list-style-type: none">• Ready for use (aerosol) and fast dry	


Substrates	
<ul style="list-style-type: none">• New plastic and after-market bumper bars	
<ul style="list-style-type: none">• Glass reinforced polyester (GRP & general types of fibreglass body parts)	
<ul style="list-style-type: none">• Sound existing surfaces	

Substrate Preparation	
 All Substrates	All surfaces must be thoroughly sanded and cleaned with Concept Wax & Grease Remover prior to application. Also clean plastic substrates with Anti-Static Cleaner. Mask off surrounding areas to avoid overspray.


Product Preparation

	Shake can	Invert and shake the can thoroughly, until the agitation ball can be heard (two to three minutes). Continue to shake the can during application.	
	Pot life @ 25°C (77°F)	N/A	
	Spray viscosity @ 25°C (77°F)	BSB 4 Cup Ford 4 Cup	N/A
	Application	Spray in an even overlapping pattern from a distance of approx. 25 cm.	
	Number of coats	2-3	Apply two to three even coats to gradually increase film thickness. Avoid heavy wet coats to minimise risk of runs.
	DFT Recommended	25 µm 1.0 mil	
	Flash off time @ 25°C (77°F)	5 min between coats	
	Drying	Air Dry @ 25°C (77°F)	40 min
	Sanding	Wet sand with P600-P800 before applying finish coat or Dry sand with P240 followed by P400-P500 using an orbital sander	
This data relates only to the material designated herein and does not apply to use in combination with any other material or any process. The data is not to be considered as a warranty or quality specification and we assume no liability in connection with its use.			

Remarks

	Surface temperature must always be a minimum of 3°C (5°F) above dew point.
---	--

Equipment Cleaning

	Turn the can upside down and spray until the jet clears. Any over spray maybe cleaned up with Mineral Turps
---	---

Technical Data Sheet

Dry Film Properties	After 7 days drying, <u>when compared to similar technology products.</u>
Adhesion	Excellent
Ease of sanding	Excellent

Product Data	
Colour	Grey
Theoretical Coverage	Approx. 3.0 m ² (120 ft ²)/400g @ recommended DFT
Shelf Life	36 months in an unopened container at room temperature away from sunlight.

Product Packaging		
Product Code	Product Name	Package Size
AU9526200.400	Bumper Primer Aerosol	400g (aerosol)

Safety
Before using, read and follow all label and Safety Data Sheet (SDS) precautions, including respiratory protection and other Personal Protective Equipment such as safety clothing, glasses and gloves. Use only in a well-ventilated area.

The information provided in this documentation has been carefully selected and arranged by us. It is based upon our best knowledge on the subject at the date of issuance. The Information is given for information purposes only. We are not liable for its correctness, accuracy and completeness. It is up to the user to check if the information is current and the product is suitable for its intended purpose. The intellectual property in this Information, including patents, trademarks and copyrights, is protected. All rights reserved.

We may modify and/ or discontinue operation of all or portions of this Information at any time in our sole discretion, without notice and assume no responsibility to update the Information. All rules set forth in this clause shall apply accordingly for any future changes and amendments.

This Technical Data Sheet supersedes all previous issues.

Concept Paints
26-30 Charles Street
St Marys NSW 2760
Sydney, Australia

ph. +61 (2) 9673 2555
fax. +61 (2) 9623 1918
office@conceptpaints.com.au
www.conceptpaints.com.au