









Product Name	
Full Product Name	Paint Stripper Aerosol
Type of Product	Universal Paint Stripper (Aerosol)
Description	A highly effective, environmentally safe formula that removes paint and varnishes from a variety of automotive and other substrates including brick, concrete and metal. The sprayable gel-like paint stripper will also adhere to vertical surfaces and becomes more effective the longer this product is left on the surface.

Properties	
	<ul style="list-style-type: none"> • Ready for use (aerosol) • Effective Sprayable Paint Stripper • Suitable for both 1K & 2K Paints • Fast Active Ingredients • Suitable for the professional or DIY users


Substrates	
	<ul style="list-style-type: none"> • 1K & 2K Tops coats • Metal, wood and masonry • A variety of plastic components, excluding gelcoats.

Substrate Preparation	
 <p>All Substrates</p>	<p>Ensure safety glasses and gloves are worn before starting. Scour the topcoat where the paint stripper product is to be applied, which will assist the product to get under the topcoat. This will enhance the products performance and speed up paint removal process.</p>

Product Preparation

	Shake can	Invert and shake the can thoroughly.	
	Pot life @ 25°C (77°F)	N/A	
	Spray viscosity @ 25°C (77°F)	BSB 4 Cup Ford 4 Cup	N/A
	Application	<p>Spray an even thick coat from a distance of 25cm. Allow up to 20 minutes for product to react before removing the treated topcoat. Once the product is applied to the treated area, the active product will demonstrate signs like, bubbling or paint crazing indicating the treated area is ready for paint removal. From time to time depending on the age of the topcoat, a second coat may be reapplied if required. Scrape the paint off with a scraper. Clean the surface by washing down with soap and water or a Concept Paints Thinner. Prior to applying any paint product over the treated area, once you achieved the desired result, wipe clean the treated area with Concept Paints Wax & Grease Remover. Once the area is clean and dry you can apply your paint. However, refer to the paint products technical data sheet for product application processes.</p>	
	Number of coats	2	Apply two coats and gradually increase film thickness as required for the removal of particular paint.
	Flash off time @ 25°C (77°F)	Not applicable	
	Drying	Air Dry @ 25°C (77°F)	20 min before scrapping the paint, this depends on the type of paint
<p>This data relates only to the material designated herein and does not apply to use in combination with any other material or any process. The data is not to be considered as a warranty or quality specification and we assume no liability in connection with its use.</p>			

Remarks

	Surface temperature must always be not below 3°C (5°F) above dew point.
---	---

Equipment Cleaning



Turn the can upside down and spray until the jet clears. Any over spray maybe cleaned up with Concept Paints Thinner.

Product Data

Colour	Neutral
Theoretical Coverage	Approx. 2.0 m ² (120 ft ²)/250g @ recommended DFT
Shelf Life	24 months in an unopened container at room temperature away from sunlight.

Product Packaging

Product Code	Product Name	Package Size
AU0489000.300	Paint Stripper Aerosol	300g (aerosol)

Safety

Before using, read and follow all label and Safety Data Sheet (SDS) precautions, including wearing respiratory protection and other Personal Protective Equipment such as, protective clothing, glasses, safety boots and use of chemical resistant gloves.
Use only in a well-ventilated area.

The information provided in this documentation has been carefully selected and arranged by us. It is based upon our best knowledge on the subject at the date of issuance. The Information is given for information purposes only. We are not liable for its correctness, accuracy and completeness. It is up to the user to check if the information is current and the product is suitable for its intended purpose. The intellectual property in this Information, including patents, trademarks and copyrights, is protected. All rights reserved.

We may modify and/ or discontinue operation of all or portions of this Information at any time in our sole discretion, without notice and assume no responsibility to update the Information. All rules set forth in this clause shall apply accordingly for any future changes and amendments.

This Technical Data Sheet supersedes all previous issues.

Concept Paints
26-30 Charles Street
St Marys NSW 2760
Sydney, Australia

ph. +61 (2) 9673 2555
fax. +61 (2) 9623 1918
office@conceptpaints.com.au
www.conceptpaints.com.au